NOTES

* ALL DIMENSIONS, SIZES, ETC. ARE IN MILLIMETRES, FIGURED DIMENSIONS TO BE USED IN PREFERENCE TO SCALING OF DRAWING.
* THIS DRAWING TO BE READ IN CONJUNCTION WITH ELECTRICAL, MECHANICAL, HYDRAULIC, DETAIL STANDARD DRAWINGS AND CONSTRUCTION SUMMARY.
* EXTERNAL METALWORK SPECIFIED AS GALVANISED SHALL BE HOT DIPPED GALVANISED TO CONFORM TO AUSTRALIAN STANDARDS.

EXTERNAL FINISHES LEGEND

1. FACE BRICK - LIGHT CREAMY COLOUR
2. FACE BRICK - LIGHT RED COLOUR
3. FACE BRICK - LIGHT BROWN COLOUR
4. FACE BRICK - LIGHT BLUE GREY COLOUR
5. ALUMINIUM FRAMED GLAZING
6. ALUMINIUM FRAMED SLIDING DOORS
7. ALUMINIUM FRAMED METAL LOUVRES
8. METAL ROLLER DOOR.
9. METAL GRILLES
10. TIMBER LOUVRES
11. PAINTED MASONRY - GREY COLOUR

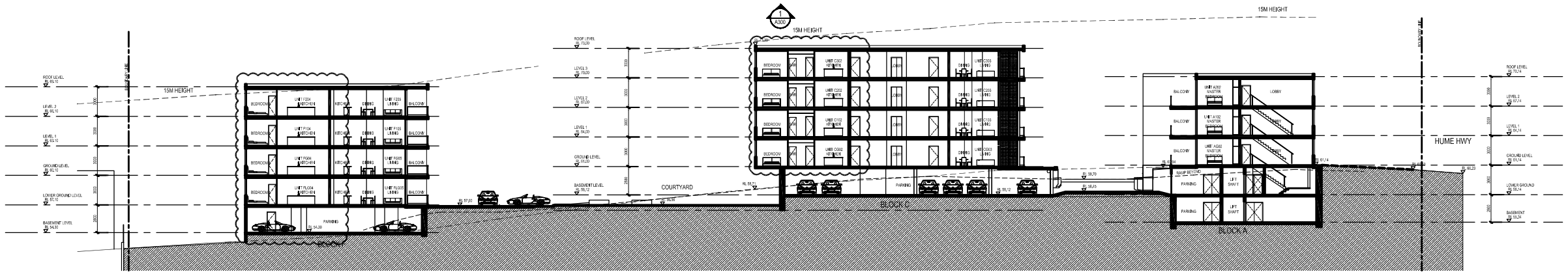

01 SECTION A
SCALE 1:500 0 1M

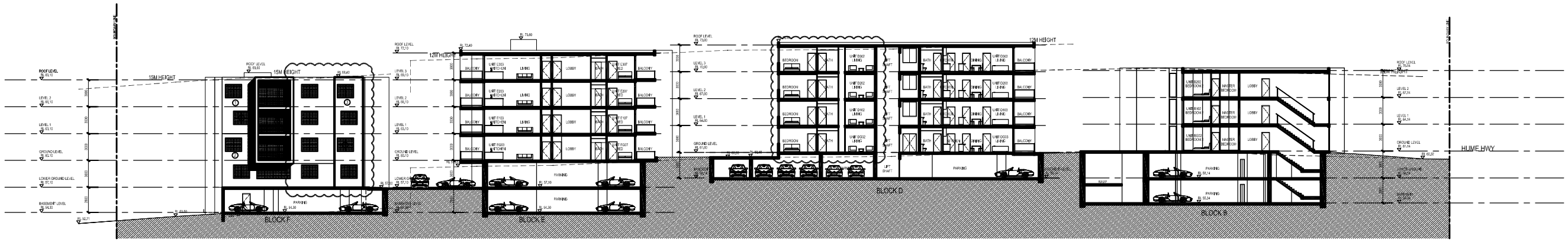

02 SECTION B
SCALE 1:500 0 1M

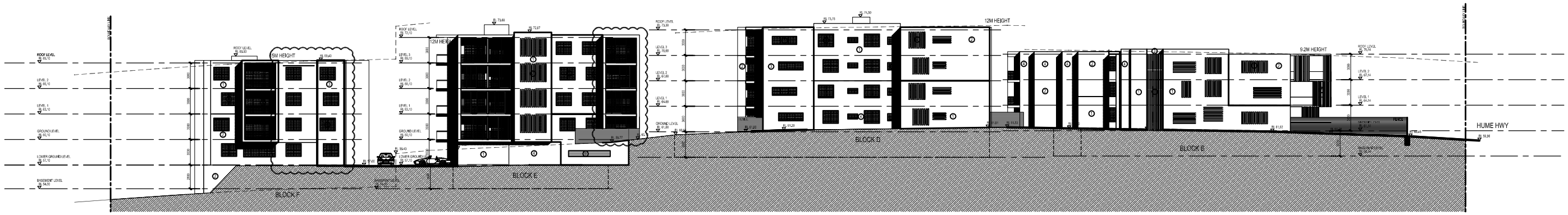

03 ELEVATION 1 - EAST ELEVATIONS
SCALE 1:500 0 1M

= ITEM 2. = Internal Layouts amended to maximize Solar Access.

Rev.	Description	By	Date
A	SECTION 96	GR	01-11-2013
B	REVISION	GR	02-12-2013
C	AMENDED SECTION 96	SC	15-04-2014

Disclaimer

"THESE DRAWINGS ARE PRELIMINARY DRAWINGS AND ARE SUBJECT TO CHANGE WITHOUT NOTICE DURING THE COURSE OF THE PROPOSED DEVELOPMENT AND CONSULTATION WITH COUNCIL, SUBMISSION OF THE DRAWINGS DOES NOT CONSTITUTE A REPRESENTATION OR WARRANTY BY THE DEVELOPER OR ITS SERVANTS, AGENTS OR CONTRACTORS THAT THE DRAWINGS ARE FINAL NOR THAT THE PROPOSED DEVELOPMENT WILL TAKE PLACE IN ACCORDANCE WITH THESE DRAWINGS."

BEFORE CARRYING OUT ANY WORK ENSURE THAT THE DRAWINGS USED CARRY THE LATEST AMENDMENT No.

Notes

DRAWINGS MADE TO A LARGER SCALE AND THOSE SHOWING PARTICULAR DETAIL OF WORKS SHALL TAKE PRECEDENCE OVER DRAWINGS MADE TO A SMALLER SCALE AND FOR MORE GENERAL PURPOSES.

ERRORS AND DISCREPANCY EXISTS BETWEEN MEASURED AND SCALED DIMENSIONS, THE FIGURED DIMENSIONS SHALL PREVAIL.

BUILDER TO CHECK ALL SITE DIMENSIONS PRIOR TO FABRICATION OF FITTINGS.

THESE DOCUMENTS AND ANY WORKS EXECUTED AS A RESULT OF THESE DOCUMENTS SHALL BE SUBJECT TO THE COPYRIGHT CONDITIONS SET OUT IN THE CONDITIONS OF ENGAGEMENT ©

Consultants

PLANNING
Urbanfirst Town Planning Pty Ltd
Suite 1, Level 1
1-5 Charles Street
Parramatta NSW 2150
T 9893 8000
E info@urbanfirst.com.au

LANDSCAPE
Site Landscapes
Suite 1, Level 1
1-5 CHARLES ST, NSW 2150
T 9893 8000
E info@sitelandscapes.com.au

TRAFFIC
Traffic Plus
PO Box 3081
POTTS PARK NSW 1335
T 0410 655 616
E 0410 655 616
E traffic@bigpond.com

BCA
JBGS
Suite 2.02
Level 2, 1-5 Charles Street
PARRAMATTA NSW 2150
T 9633 9877 (NSW)
T 9633 9877 (VIC)
F 9633 9877
E info@jbgs.com.au

SURVEY
MPES (Engineers & Surveyors) Pty Ltd
17 Gilles Street
PO Box 1 PARRAMATTA NSW 2150
T 9635 3622 (NSW)
F 9635 3626 (NSW)
E mail@mpes.com.au

HYDRAULIC
Stephen Cordingley & Partners Pty Ltd
Level 1, Suite 1.01
Level 1, 1-5 Charles Street
PARRAMATTA NSW 2150
T 9633 9000
F 9633 9000
E info@scp.com.au

ACOUSTIC
MPAC Engineers & Acoustics Pty Ltd
17 Gilles Street
PO Box 1 PARRAMATTA NSW 2150
T 9635 3622 (NSW)
F 9635 3626 (NSW)
E mail@mpes.com.au

ACCESS
Access Plus Building Solutions
Level 1, Suite 1.01
Level 1, 1-5 Charles Street
PARRAMATTA NSW 2150
T 9633 9000
E info@scp.com.au

ARCHITECT
Tony Owen Partners & Stefan Bellas Consulting
PO Box 1192
RICHMOND NSW 2753
T 0425 243 002

SHORE LANDSCAPE
Shore Plus Water Conservation Pty Ltd
Level 1, Suite 1.01
Level 1, 1-5 Charles Street
PARRAMATTA NSW 2150
T 9633 9000
F 9633 9000
E info@shoreplus.com.au

CIVIL & STORMWATER
Stephen Cordingley & Partners Pty Ltd
Level 1, Suite 1.01
Level 1, 1-5 Charles Street
PARRAMATTA NSW 2150
T 9633 9000
F 9633 9000
E info@scp.com.au

Client

STATEWIDE PLANNING PTY LTD
5-7 CHARLES STREET
PARRAMATTA NSW 2150

Architects

tony owen ptnrs
LEVEL 1, SUITE 1.01
1-5 CHARLES STREET
PARRAMATTA NSW 2150
PHONE 9633 9000
FACSIMILE 9633 9000
info@tonyowenpartners.com.au

Project

351 HUME HIGHWAY APARTMENTS

Project address

351 HUME HIGHWAY, BANKSTOWN

Key plan

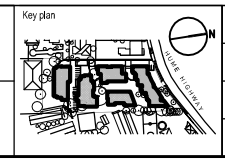

Scale 1:200 @ A1, 1:500 @ A3 Date APRIL 2014

Drawing title SECTION A & B EAST ELEVATIONS

Project no. 869 Drawing no. A300 Rev C

Drawn GR

Drawing status SECTION 96